

# A FINANCIAL OVERVIEW

## Fourteen-year snapshot

It is with considerable pride that we look back at the cumulative picture since commencement of operations in April 2004, more than 14 years ago.

Money in: The Foundation Fund has grown to \$1.9 million thanks to a large number of Community Challenge donations

Money managed: As a result of sound investment principles, a total of \$75,605 was available for grants in 2018

Money out: The Buderim Foundation has injected over \$600,000 into the Buderim community in the past 14 years.

- \$459,443 (139 grants) has been distributed to 77 community organisations in the 4556 postcode area in the past ten years
- \$143,950 in \$50 Back-to-School vouchers has been distributed over the past 14 years

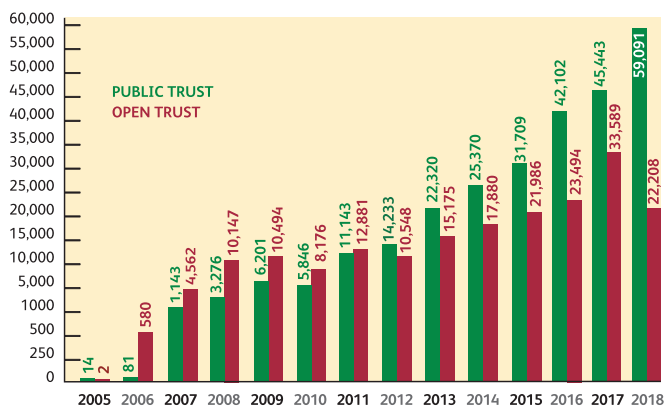
The Foundation distributes Back to School Vouchers to families in the community at the beginning of each year. These \$50 vouchers are provided to the Buderim Foundation by the Foundation for Rural and Regional Renewal (FRRR). In 2018, 229 vouchers worth \$11,450 were distributed. Locally the Program is supported by the Rotary Club of Buderim and the Buderim Lions Club and the Foundation is assisted in the distribution of the vouchers by Buderim Mountain State School, Mountain Creek Primary School, Chancellor State College, St Vincent de Paul, Sunny Kids, Children in Grandparent Care and the Cindy Mackenzie Breast Cancer Foundation.

## CONSOLIDATED STATEMENT OF CASH FLOWS

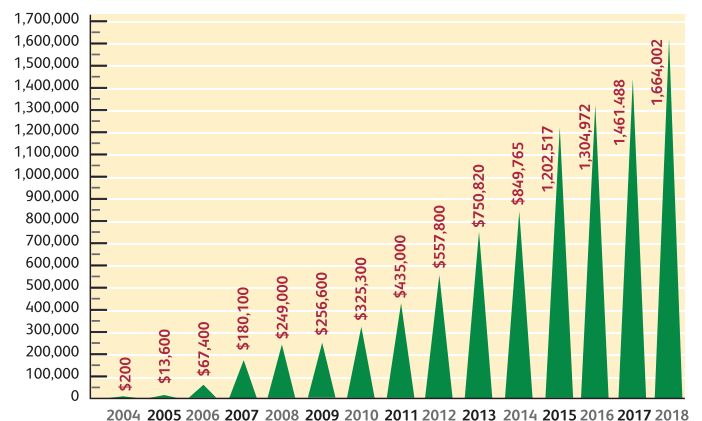
Buderim Foundation Limited, the Public Trust & the Open Trust for the Year ended 30th June 2018. *Subject to audit*

	2018	2017
Cash at Bank at start Year	360,448	236,400
<b>PLUS SOURCE OF FUNDS:</b>		
Dividends received	41,636	46,568
Gifts received	188,240	62,915
Goods & Services Tax collected	2,000	3,052
Grants received	20,450	20,000
Interest received	7,697	9,415
Miscellaneous	-	8,442
Franking Credits	24,190	-
Sale of Shares	183,726	270,122
Special Events	18,269	54,174
Sponsorships received	26,039	21,250
Trust Distribution received	17,437	14,322
	<b>529,684</b>	<b>510,260</b>
<b>LESS APPLICATION OF FUNDS:</b>		
Goods & Services Tax paid	727	7,090
Grants given	64,318	56,588
Management & Operating expenditure	24,493	26,027
Accruals & Prepayments	-	19,833
Accounts Receivable	-	11,000
Purchase shares	334,428	214,741
FRRR - Back to School	11,450	15,000
Stock on Hand	2,162	4,966
Special Events Expenses	13,073	30,967
	<b>450,650</b>	<b>386,211</b>
Cash at bank at end year	<b>439,482</b>	<b>360,448</b>

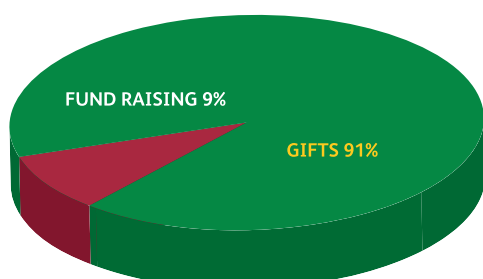
## ANNUAL EARNINGS AVAILABLE FOR GRANTS



## FUND GROWTH



## HOW THE FUND WAS ACHIEVED



## FUND INVESTMENT MIX - PUBLIC & OPEN TRUST

